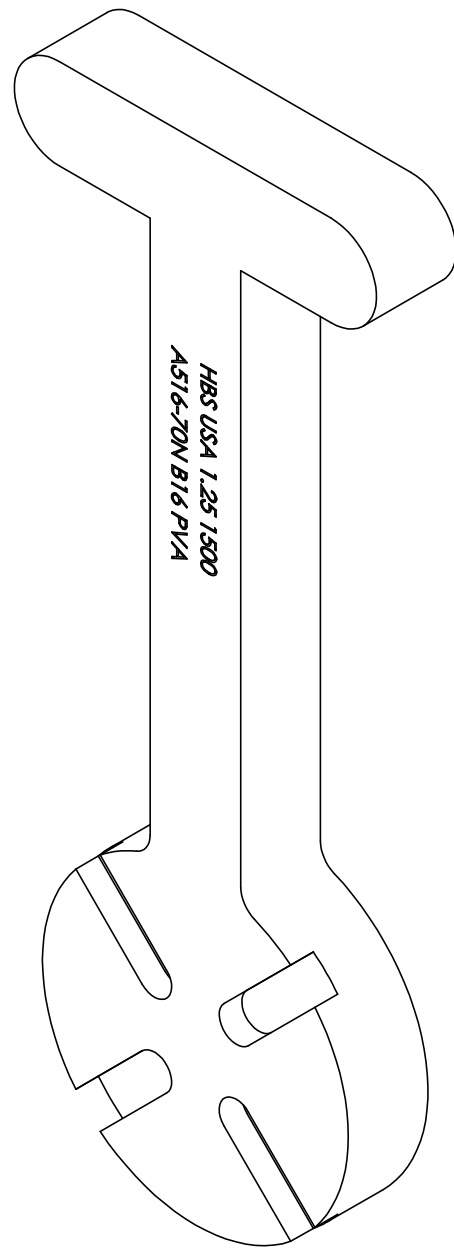

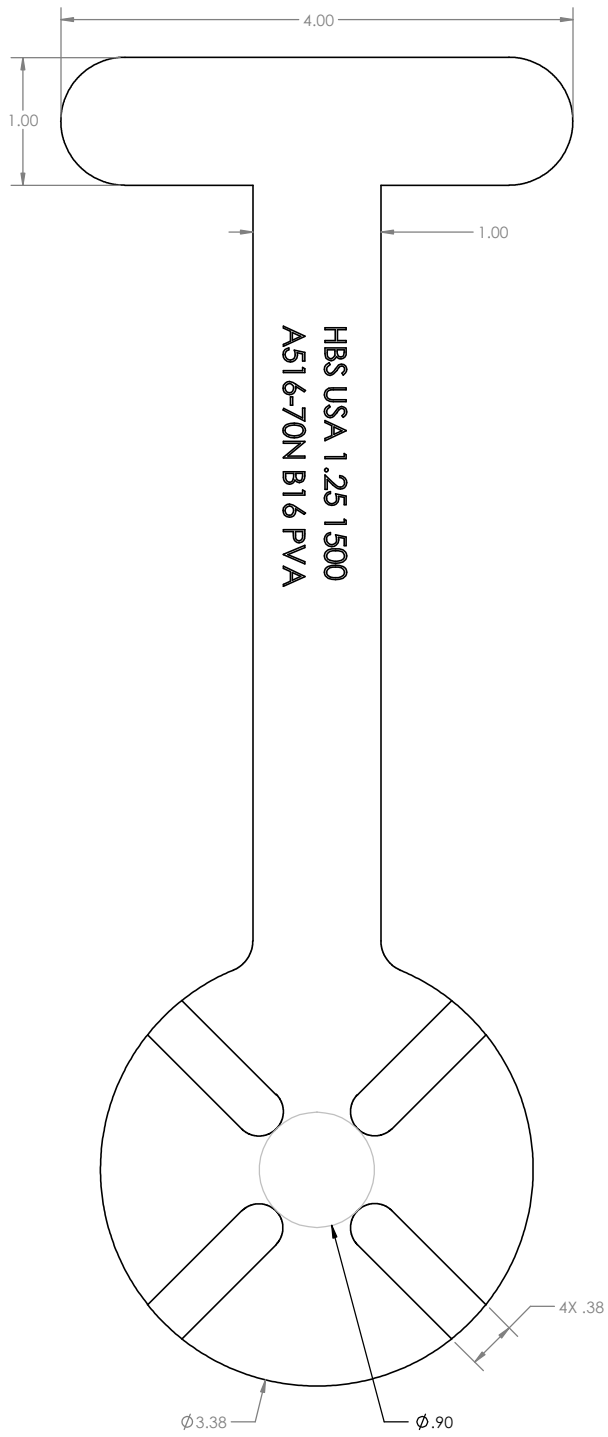


4

3

2

1



DO NOT SCALE PRINT		UNLESS OTHERWISE SPECIFIED:		
		OUTSIDE DIAMETER: (+/-0.12) INSIDE DIAMETER: (+/-0.12) THICKNESS TOLERANCES (-ZERO +0.12) ALL UNITS IN INCHES OR POUNDS		
MATERIAL: CUSTOMER REQUESTED		SHEET 1 OF 1		SURFACE FINISH: MACHINE OR MILL
DATE: 08/10/2020	DIMENSIONS & TOLERANCES TO BE IN ACCORDANCE WITH ASME B16.48	WEIGHT 5 lb	DRAWING TITLE: 1-1/4 CL 1500 PURGE PADDLE BLIND	
SCALE 1:0.75	SIZE C	DRAWING NUMBER: FPPBI	REV 00	

4

3

2

1